

AKWAWGFLEX-03

WALL GRAZER

Project Name:

Specifier:

Location:

Product Code:

MONO COLOR SPECIFICATION SHEET



Material:
Aluminum + Tempered Glass



Impact Rating:
IK06



Weatherproof Rating:
IP67
Wet Location



Operating Temp:
-13°F - 122°F



Bending Direction:
Horizontal



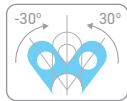
UL Listed



Beam Angle:
Lensed Optics



Dimmable:
0-10V



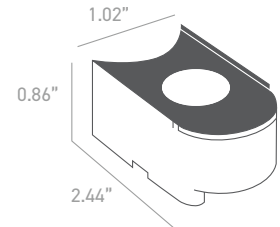
Bend Radius:
Horizontal Bi-directional
adjustment 30°



CRI:
>80+, >95+



	AKWA Wall Grazer 03 Horizontal Bi-directional Bend
Input Voltage	24V
Power Consumption	7.3W/ft
Standard CRI	>80
LEDs per foot/m	5 18
Incremental length in/mm	13.14" 334mm



Optics	Lumen Output [lm/ft] <small>*based on 3000K with Clear Lens</small>	Lumen Output [lm/m] <small>*based on 3000K with Clear Lens</small>	Glare Control Options
24°	473lm	1551lm	Clear Lens Standard Honeycomb HC
30°	564lm	1849lm	
40°	463lm	1517lm	
60°	405lm	1330lm	
25° x 45°	438lm	1436lm	
30° x 60°	384lm	1261lm	

Luminaire Options	
Control	0-10V
Finish	black
Mounting	fixed surface mount bracket · adjustable bracket
Accessories	male / female connectors

Due to tolerances of the production process and the electrical components, values for light output, color temperature and electrical power can vary up to 10%.

AKWA WG Flex 02. Example of specification: AFWG0330K8030CL3ADIM

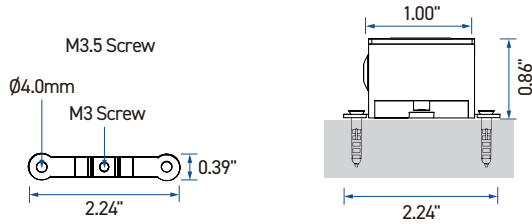
Fixture Type	Color Temp [K]	CRI	Optical Lenses	Internal Optics	Length [ft] Cells (LEDs) Wattage (W) ^{2,3}	Mounting Brackets	Control	
AFWG03	27K 2700K	80 80+ CRI	24 24°	CL Clear lens [Std] HC Honeycomb	1 1.09' 6 8W	A AFWG03F B AFWG03ADJ	DIM 0-10V Dim [Std]	
	30K 3000K	95 95+ CRI	30 30°		2 2.19' 12 16W			
	35K 3500K		40 40°		3 3.28' 18 24W			
	40K 4000K		60 60°		4 4.37' 24 32W			
					2445 24°x45°			
					3060 30°x60°			

1. Standard side power entry with IP68 connector
 2. Min module length is 1.10' [334mm]
 3. Max length with 1 x 96W PSU is 9.84' [3,000mm]

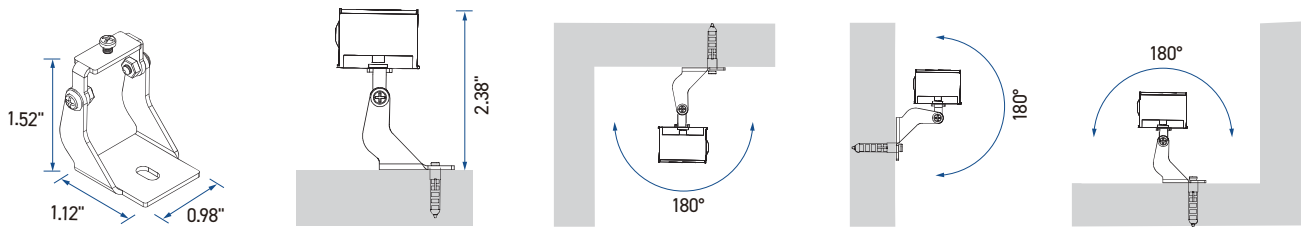
AKWAWGFLEX-03

MOUNTING OPTIONS

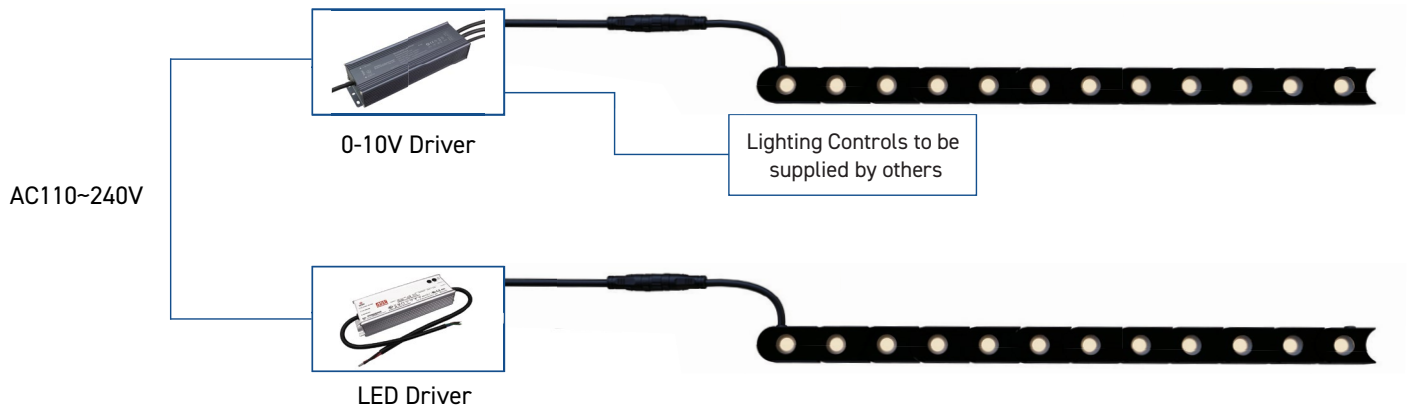
Fixed Bracket - A-AFWG03F



Adjustable Bracket - B-AFWG03ADJ



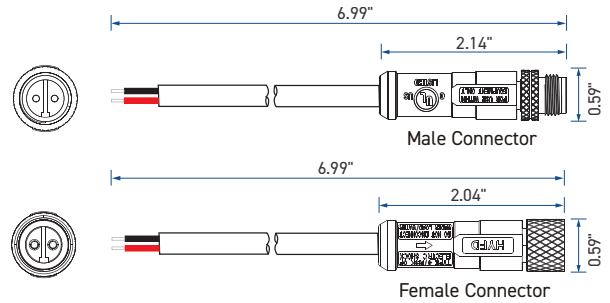
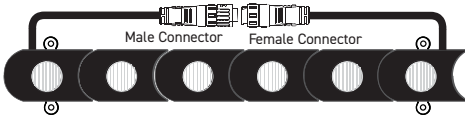
WIRING DIAGRAM - MONO COLOR



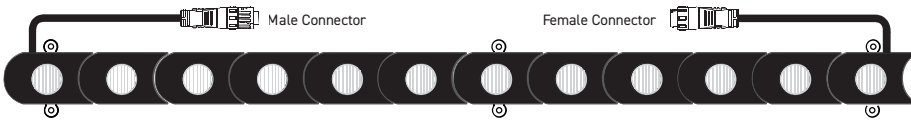
AKWAWGFLEX-03

MODULE CONFIGURATION

Min. L= 1.09' [6xLED] 6 Cells [8W]



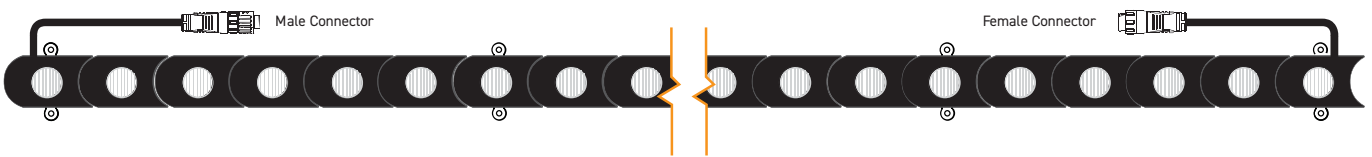
L= 2.19' [12xLED] 12 Cells [16W]



L= 3.28' [18xLED] 18 Cells [24W]



L= 4.37' [24xLED] 24 Cells [32W]



Maximum 3 x L=9.84' [L=3.28'] 54 Cells [72W]

