











AKWAWGFLEX-02 WALL GRAZER

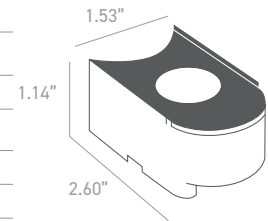
RGBW Dynamic SPECIFICATION SHEET




Project Name: _____
 Specifier: _____
 Location: _____
 Product Code: _____

- 
Material:
 Aluminum + Tempered Glass
- 
Impact Rating:
 IK06
- 
Weatherproof Rating:
 IP67
 Wet Location
- 
Operating Temp:
 -13°F - 122°F
- 
Bending Direction:
 Horizontal
- 
UL Listed
- 
Beam Angle:
 Lensed Optics
- 
Dimmable:
 DMX
- 
Bend Radius:
 Horizontal Bi-directional
 adjustment 30°
- 
CRI:
 >80+



| AKWA Wall Grazer 02 Horizontal Bi-directional Bend | |
|--|----------------|
| Input Voltage | 24V |
| Power Consumption | 11.0W/ft |
| Standard CRI | >80 |
| LEDs per foot/m | 5 18 |
| Incremental length in/mm | 13.11" 333mm |
| Pixels per foot/m | 1 3 |



| Optics | Lumen Output [lm/ft] | Glare Control Options | | |
|--------|---|---|--|--|
| | <small>*Outputs shown are for 15° x 40° optic</small> | | | |
| Red | 60lm |  Clear Lens Standard  Honeycomb HC  External Glare Shield AG | | |
| Green | 176lm | | | |
| Blue | 16lm | | | |
| 4000K | 132lm | | | |
| RGBW | 334lm | | | |

| Luminaire Options | Mono - Refer to specific datasheets for information |
|-------------------|---|
| Control | DMX |
| Finish | black |
| Mounting | fixed surface mount bracket · adjustable bracket |
| Accessories | IP67 male / female connectors |

Due to tolerances of the production process and the electrical components, values for light output, color temperature and electrical power can vary up to 10%.

AKWA WG Flex 02. Example of specification: AFWG02RGB330CL3ADYNM

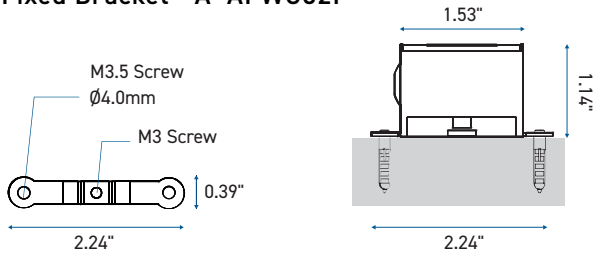
| Fixture Type | Color Temp [K] | Optical Lenses | Internal Optics | External Optics | Length [ft] | Cells (LEDs) | Wattage (W) ^{1,2,3} | Mounting Brackets | Control |
|--------------|----------------|----------------|---------------------|----------------------------|-------------|--------------|------------------------------|-------------------|------------------|
| AFWG02 | RGB3 RGBW[3K] | 15 15° | CL Clear lens [Std] | - No external shield [Std] | 1 1.09' | 6 | 12W | A AFWG02F | DYNM DMX Dynamic |
| | RGB4 RGBW[4K] | 20 20° | HC Honeycomb | AG Anti-Glare Shield | 2 2.18' | 12 | 24W | B AFWG02ADJ | |
| | | 30 30° | | | 3 3.28' | 18 | 36W | | |
| | | 40 40° | | | 4 4.37' | 24 | 48W | | |
| | | 1015 10°x15° | | | | | | | |
| | 1525 15°x25° | | | | | | | | |
| | 1540 15°x40° | | | | | | | | |

1. Standard side power entry with IP68 connector
 2. Min module length is 1.09' [333mm]
 3. Max length with 1 x 96W PSU is 6.56' [2,000mm]

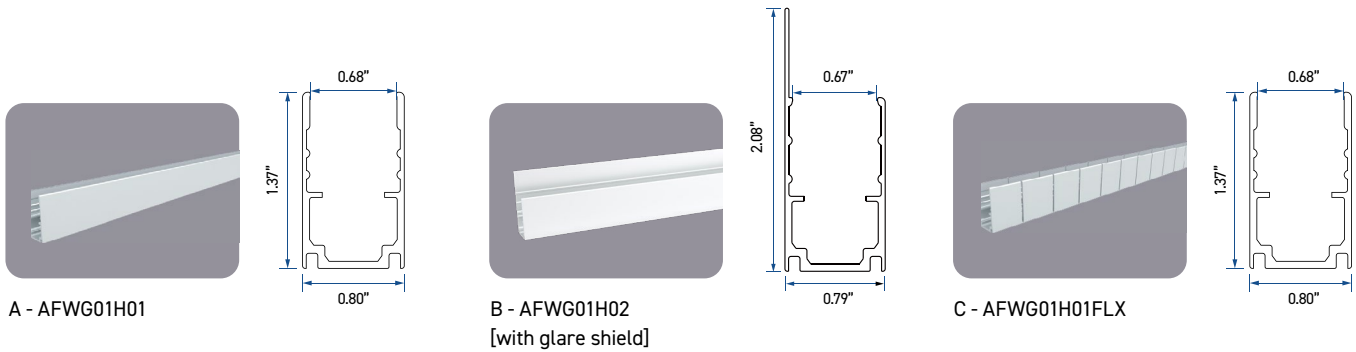
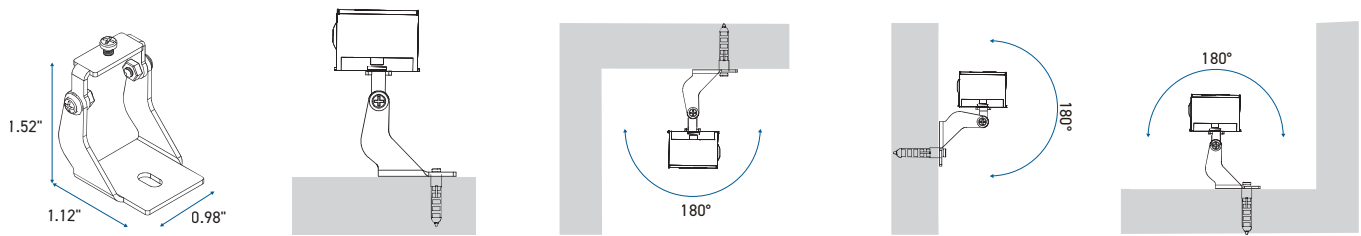
AKWAVG FLEX-02

MOUNTING OPTIONS

Fixed Bracket - A AFWG02F

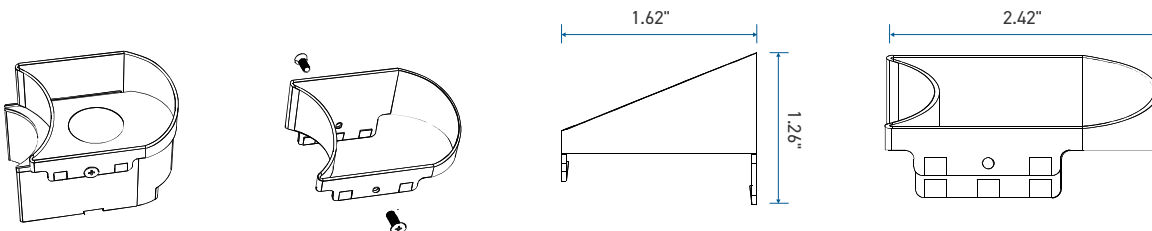


Adjustable Bracket - B AFWG02ADJ



GLARE CONTROL

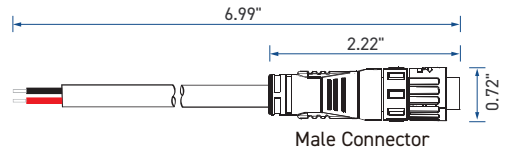
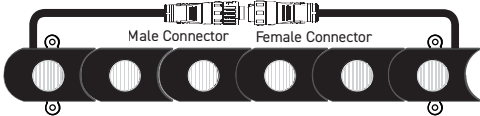
External Anti-glare shield - AG



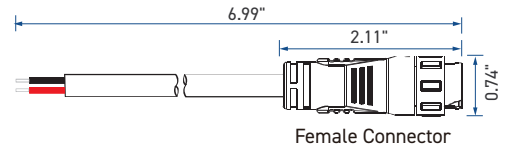
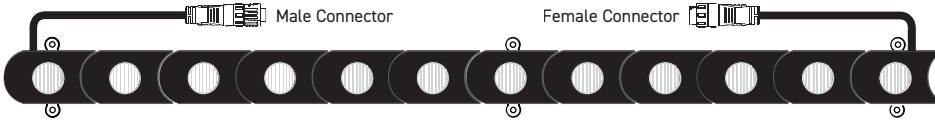
AKWAWGFLEX-02

MODULE CONFIGURATION

Min. L= 1.09' [6xLED] 6 Cells [12W]



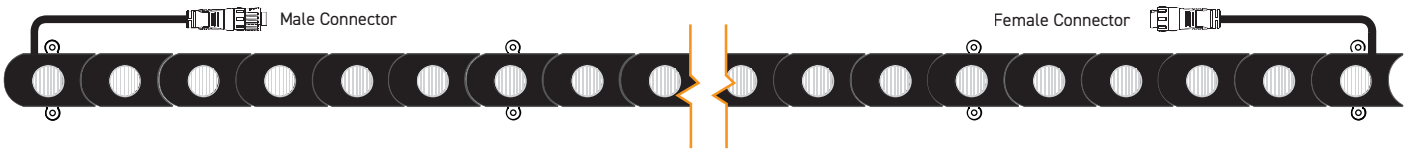
L= 2.19' [12xLED] 12 Cells [24W]



L= 3.28' [18xLED] 18 Cells [36W]



L= 4.37' [24xLED] 24 Cells [48W]



AKWAVG FLEX-02 WIRING DIAGRAMS

RGBW DYNAMIC

