

AKWAWGFLEX-01

WALL GRAZER

Tunable White SPECIFICATION SHEET

Project Name: _____

Specifier: _____

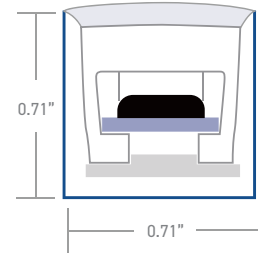
Location: _____

Product Code: _____

- Material:**
Silicone
- Weatherproof Rating:**
IP68
Wet Location
- Bending Direction:**
Vertical & Horizontal
- Beam Angles:**
various Lensed Optics
- Bend Diameter:**
Horizontal >9.84"
Vertical >15.75"
- Impact Rating:**
IK06
- Operating Temp:**
-40°F - 131°F
- UL Listed**
- Dimmable:**
0-10V, DMX
- CRI:**
>80+



	AKWA Silicone Encapsulated Wall Grazer Vertical and Horizontal Bend
Input Voltage	24V
Power Consumption	5.48W/ft
Standard CRI	>80
LEDs per foot/m	7 24
Incremental length in/mm	9.83" 250mm



Optics	Lumen Output [lm/ft] <small>* based on 3000K with clear lens</small>	Lumen Output [lm/m] <small>* based on 3000K with clear lens</small>	Glare Control Options
15°	379lm	1244lm	Clear Lens CL Honeycomb Louver HC
20°	383lm	1257lm	
25°	388lm	1273lm	
38°	414lm	1358lm	
60°	380lm	1245lm	
20° x 40°	359lm	1179lm	

Luminaire Options	Mono - Refer to relevant Spec sheet
Control	0-10V · DMX
Optics	15° · 20° · 25° · 38° · 60° · 20°x40°
Finish	white
Mounting	surface
Accessories	mounting channel / profile / adjustable bracket

Due to tolerances of the production process and the electrical components, values for light output, color temperature and electrical power can vary up to 10%.


How to specify KLIK USA AKWA WG Flex 01. **Example of specification:** AFWG01TUN38HCXX.XBBADIM

Fixture Type	Color Temp [K]	Optical Lenses	Glare Control	Nominal Length [feet] with one feed ^{1,2}	Power Entry Location	Nominal Power Entry Termination	Mounting Profiles	Accessories	Control
AFWG01	TUN 2200-6000K	15 15° 20 20° 25 25° 38 38° 60 60° 2040 20°x40°	CL Clear Lens [Std] HC Honeycomb Louver	XX.X Specify run Length [ft]	B Back one end E End Plate one end	B Bare cable with anti-wick ferrule [Std] M Male IP68 Connector F Female IP68 Connector	A AFWG01H01 B AFWG01H02 C AFWG01H01FLX	- Profile [Std] A AFWG01ADJ	DIM 0-10V Dim [Std] DMX1 DMX 1 Ch

1. Specify length of run
2. Max run length per power entry feed is 16' [4.87m]

AKWAWGFLEX-01

POWER ENTRY LOCATIONS



B

Power entry from the **BACK**
of the fixture [one end]

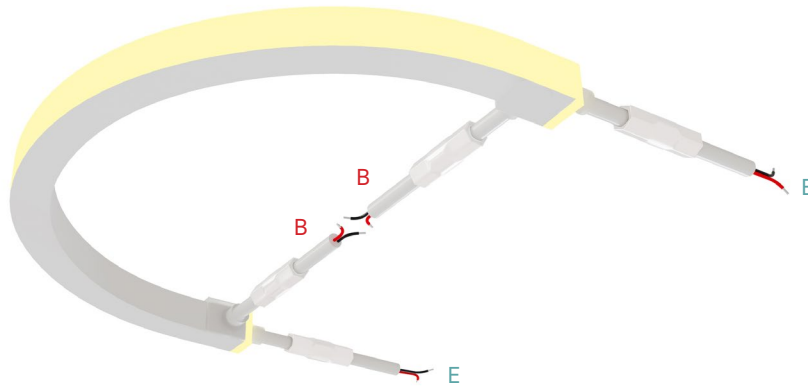


E

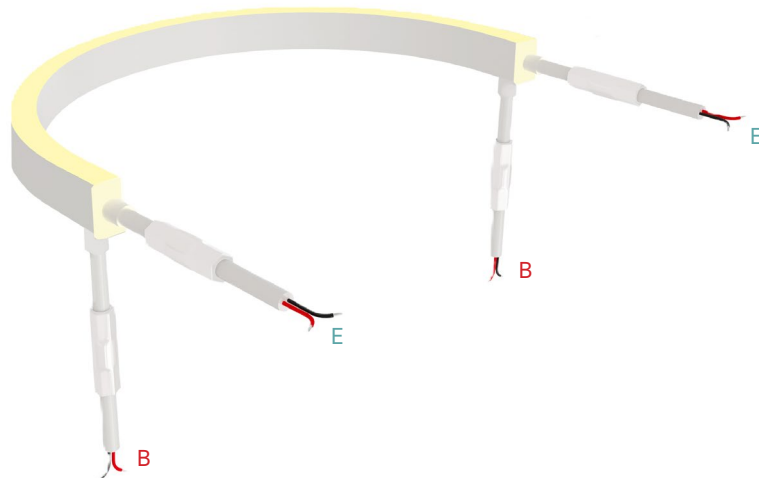
Power entry from the **END**
of the fixture [one end]

POWER ENTRY ORIENTATIONS

VERTICAL

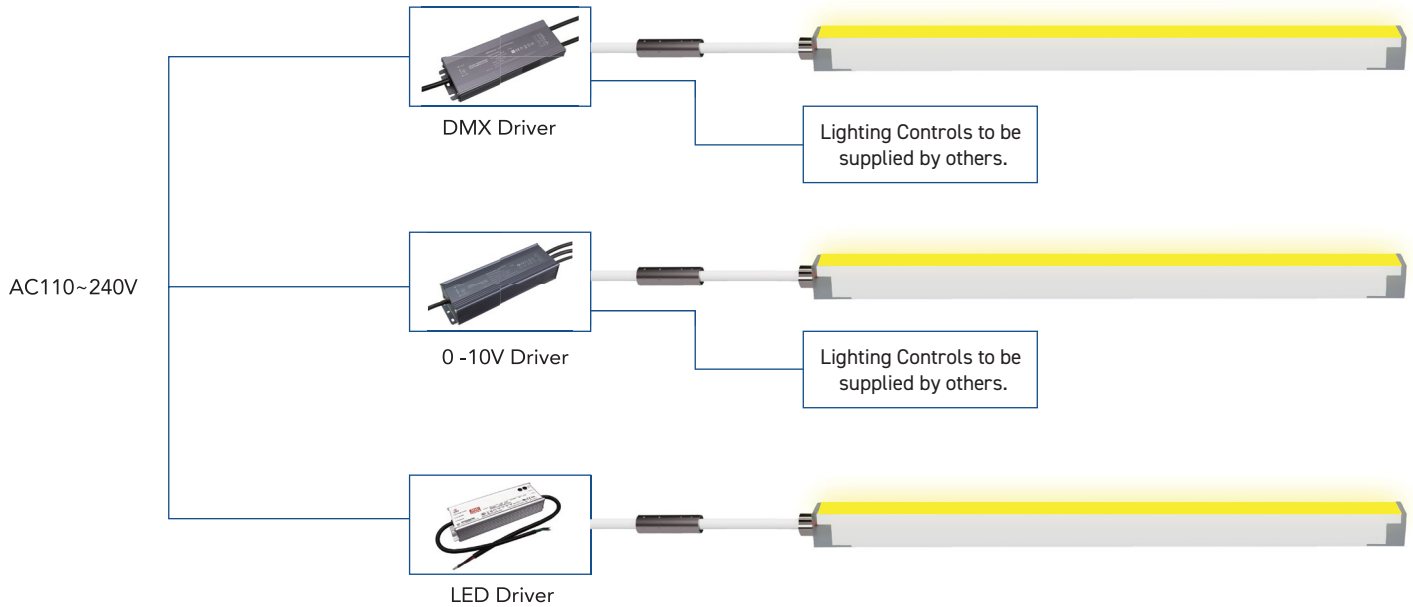


HORIZONTAL

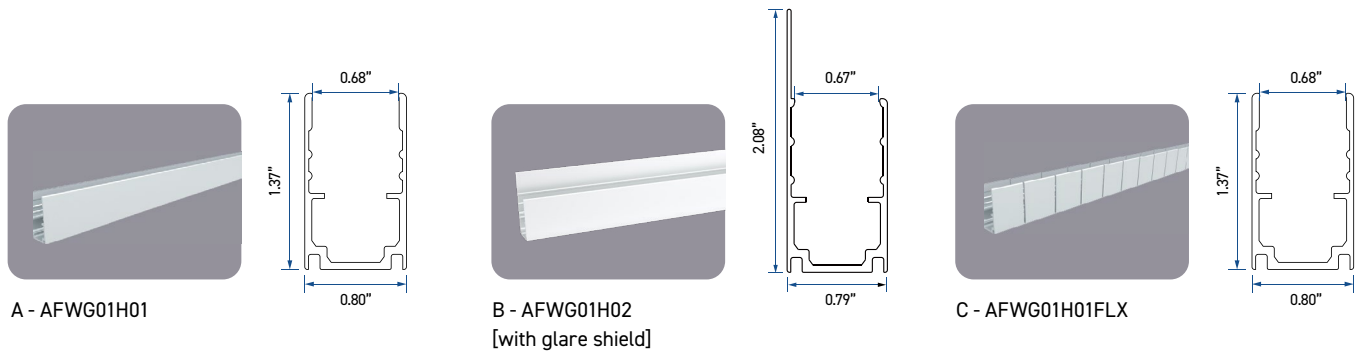


AKWAVGFLEX-01 WIRING DIAGRAMS

TUNABLE WHITE



MOUNTING OPTIONS



ACCESSORIES

